

ASSIGNMENT #1
Chapter 3: Typing and using the Mouse

Subject: - Computer Class: - III Teacher: - Mrs. Gurpreet Kaur

Name: _____ Class & Sec: _____ Roll No. _____ Date: 20-07-2020

Q1. Fill in the blanks:

- i) The keyboard is an _____ device designed to type and enter commands into a computer.

- ii) To type alphabets from A-Z, you use the _____ keys.

- iii) The _____ key erases one character to the left of the insertion point (cursor)

- iv) The _____ key creates a blank space when pressed once.

- v) To print the signs marked on the upper half of the keys we can use _____ Key.



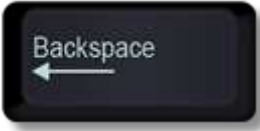



- vi) There are _____ arrow keys.

- vii) Press the mouse button and release it you will hear a _____ sound

Q2. Which rectangular keypad is on the right side of the keyboard?

Q3. Name any five special keys of a keyboard:

Q4. Name the following keys showing in the boxes below:

a) 	
b) 	
c) 	
d) 	
e) 	
f) 	

Answers

Lesson -3

Ans1

- i) Input**
- ii) Alphabets**
- iii) Backspace**
- iv) Spacebar**
- v) Shift**
- vi) Four**
- vii) Click**

Ans 2 Numeric keypad

Ans 3 Caps lock, Backspace, Delete, Enter, Spacebar

Ans 4

- a) Caps lock Key**
- b) Enter key**
- c) Backspace Key**
- d) Delete Key**
- e) Spacebar Key**
- f) Capslock Key**